

Medical Practice

Section: Care Provider

74.27%
Top Box Score

Score Goal: N/A
Previous: 72.40% ▲
n = 725

8th

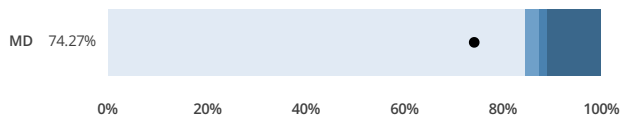
Percentile Rank Previous: 7th ▲

■ At or Above Goal ■ <5 Points Below Goal ■ >5 Points Below Goal □ No Goal

Performance ⓘ

Section: Care Provider

● Top Box Score ■ < 50th Percentile ■ 75th - 89th Percentile
| Score Goal ■ 50th - 74th Percentile ■ >= 90th Percentile

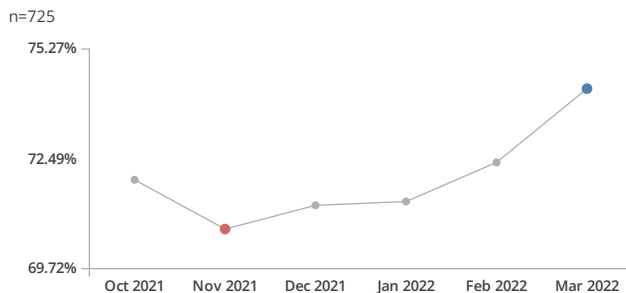


Top Box Score

74.27% ▲

Section: Care Provider

— Score Goal ● High Point ● Low Point



n	725
Top Box Score	74.27%
Score Goal	N/A
Percentile Rank	8

Time Period	Oct 2021	Nov 2021	Dec 2021	Jan 2022	Feb 2022	Mar 2022
n	666	588	639	674	677	725
Top Box Score	71.96%	70.72%	71.32%	71.42%	72.40%	74.27%
Percentile Rank	6	5	6	6	7	8

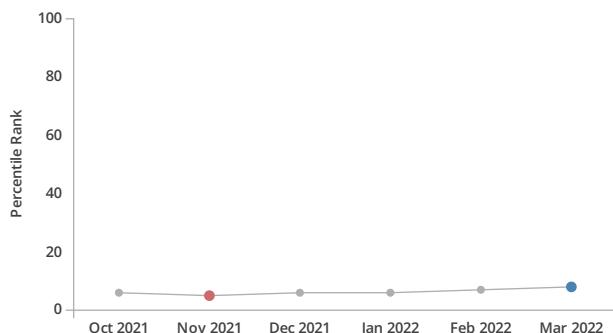
Top Box Percentile Rank ⓘ

8th ▲

Section: Care Provider

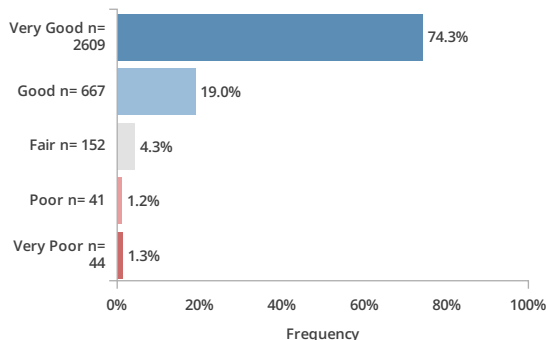
Peer Group: National Facilities
Benchmark by: All Respondents
PG Overall N=1313

● High Point ● Low Point



Distribution of Responses ⓘ

Section: Care Provider



Section: Care Provider—Facility Performance ⓘ

Peer Group: National Facilities | PG Overall N=1313
 Benchmark by: All Respondents

Name ▲	n ↕	Top Box Score			Percentile Rank		
		Current ↕	Previous ↕	Change ↕	Current ↕	Previous ↕	Change ↕
NJ Medical School	198	77.57%	80.66%	▼ -3.09%	13	23	▼ -10
University Hospital	527	73.02%	68.80%	▲ 4.22%	7	5	▲ 2

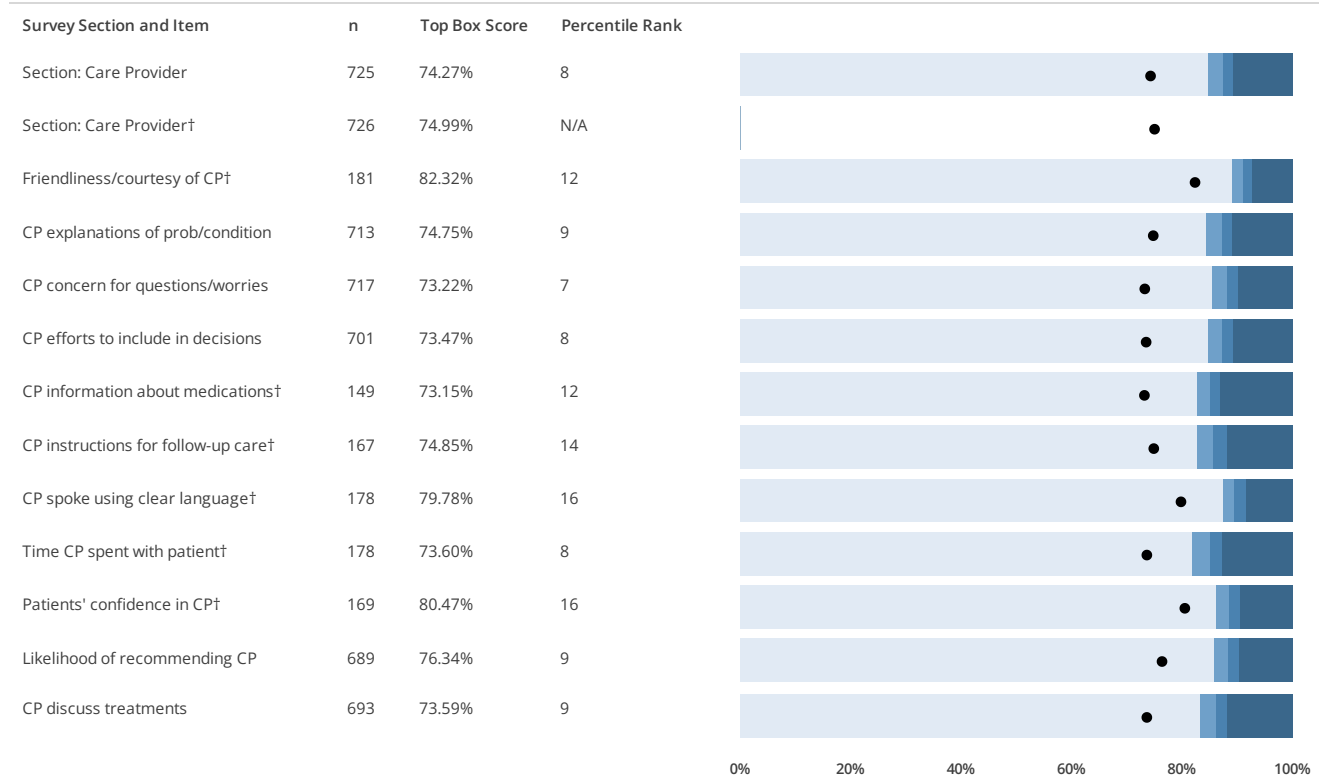
■ At or Above Goal
 ■ <5 Points Below Goal
 ■ >5 Points Below Goal
 ■ No Goal
 Score Goal: N/A

Survey Section and Item Comparison ⓘ

SORT BY: SELECT:

Peer Group: National Facilities
 PG Overall N=1313 | Benchmark by: All Respondents

● Top Box Score
 ■ < 50th Percentile
 ■ 50th - 74th Percentile
 ■ 75th - 89th Percentile
 ■ >= 90th Percentile



† Custom Question ^ Focus Question