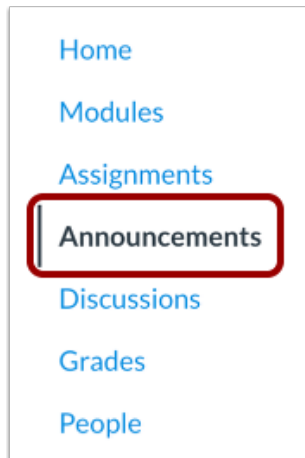
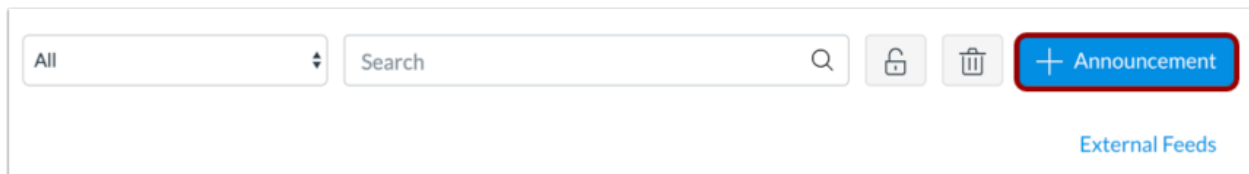


Open Announcements



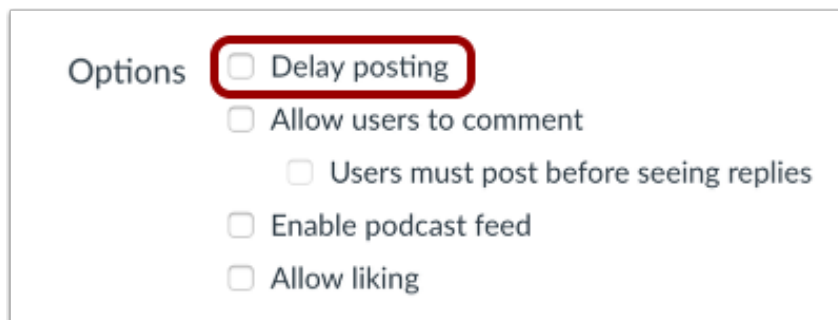
In Course Navigation, click the **Announcements** link.

Add Announcement



Click the **Add Announcement** button.


Delay Posting



Click the **Delay posting** checkbox.

Set Date and Time

Options Delay posting

Post At 


Allow users to comment

Users must post before seeing replies

Enable podcast feed

Allow liking

Options Delay posting

Post At Nov 6, 2018 

Tue Nov

Allow us


Use

Enable p

Allow lik

November 2018

Su	Mo	Tu	We	Th	Fr	Sa
				1	2	3
4	5	6	7	8	9	10
11	12	13	14	15	16	17
18	19	20	21	22	23	24
25	26	27	28	29	30	

Time: 9 : 30 am  Done

Select the **Calendar** icon and set the date and time using the calendar tool. Or manually enter a date and time.

Save Announcement

Click the **Save** button.